



Installing and Using  
The VT420 Video Terminal  
With PC Terminal Mode  
Update

EK-VT42A-UP. A01

**January 1993**

This document is an update for *Installing and Using the VT420 with PC Terminal Mode*, EK-VT42A-UU.001.

This update provides information on how to use French Canadian, Greek, Hebrew, and Turkish keyboards and character sets with your terminal.

First Edition, January 1993

The information in this document is subject to change without notice and should not be construed as a commitment by Digital Equipment Corporation. Digital Equipment Corporation assumes no responsibility for any errors that may appear in this document.

The software described in this document is furnished under a license and may be used or copied only in accordance with the terms of such license.

No responsibility is assumed for the use or reliability of software on equipment that is not supplied by Digital Equipment Corporation or its affiliated companies.

Restricted Rights: Use, duplication, or disclosure by the U. S. Government is subject to restrictions as set forth in subparagraph ( c ) ( 1 ) ( ii ) of the Rights in Technical Data and Computer Software clause at DFARS 252.227-7013.

Copyright © by Digital Equipment Corporation 1993

All Rights Reserved.

The following are trademarks of Digital Equipment Corporation: VMS, VT, VT52, VT100, VT220, VT320, VT420, and the DIGITAL logo.

# Contents

---

<b>About This Guide</b>	vii
<b>1 Getting Started</b>	
Selecting a Keyboard Dialect .....	1
Selecting a Character Set .....	2
Selecting PC TERM Mode (PC Keyboards Only) .....	2
<b>2 ANSI and PC Keyboards</b>	
French/Canadian ANSI and PC Keyboards .....	4
Greek/N-A ANSI Keyboard .....	5
Greek/N-A PC Keyboard .....	6
Using Greek or North American Characters (VT Mode Only) .....	6
Hebrew/N-A ANSI Keyboard .....	7
Using Hebrew or North American Characters .....	7
Changing Screen Characters Without Changing the Keyboard Layout .....	8
Changing the Copy and Paste Direction .....	9
Hebrew/N-A PC Keyboard .....	9
Using Hebrew or North American Characters (VT Mode Only) .....	10
Changing the Copy and Paste Direction .....	11
Turkish ANSI and PC Keyboards .....	11
<b>3 Using Set-Up</b>	
Set-Up Directory Screen .....	14
Display Set-Up Screen .....	15
General Set-Up Screen .....	16

<b>4</b>	<b>Typing Additional Characters</b>	
	How to Type a Character from a PC Keyboard . . . . .	21
	How to Type a Character from an ANSI Keyboard . . . . .	22
	Greek Compose Characters . . . . .	22
	Hebrew Compose Characters . . . . .	26
	Turkish Compose Characters . . . . .	29
<b>5</b>	<b>Character Sets</b>	
	French/Canadian Character Sets . . . . .	33
	Greek Character Sets . . . . .	34
	Hebrew Character Sets . . . . .	39
	Turkish Character Sets . . . . .	44

## Index

### Figures

2-1	French/Canadian PC Keyboard . . . . .	4
2-2	Greek/N-A ANSI Keyboard . . . . .	5
2-3	Greek/N-A PC Keyboard . . . . .	6
2-4	Hebrew/N-A ANSI Keyboard . . . . .	7
2-5	Hebrew/N-A PC Keyboard . . . . .	10
2-6	Turkish-F ANSI Keyboard . . . . .	12
2-7	Turkish-Q ANSI Keyboard . . . . .	12
2-8	Turkish PC Keyboard . . . . .	13
5-1	DEC Greek Supplemental Character Set . . . . .	34
5-2	ISO Latin-7 Character Set . . . . .	35
5-3	ISO Latin-7 CRM Character Set . . . . .	36
5-4	Greek NRC Set (VT Mode Only) . . . . .	37
5-5	PC Greek Character Set . . . . .	38
5-6	DEC Hebrew Supplemental Character Set . . . . .	39
5-7	ISO Latin-Hebrew Character Set . . . . .	40
5-8	ISO Latin-Hebrew CRM Character Set . . . . .	41
5-9	7-bit Hebrew NRC Set (VT Mode Only) . . . . .	42
5-10	PC Hebrew Character Set . . . . .	43
5-11	8-bit Turkish Supplemental Set . . . . .	44

5-12	Turkish ISO Latin-5 Character Set . . . . .	45
5-13	Turkish ISO Latin-5 CRM Character Set . . . . .	46
5-14	Turkish NRC Set (VT Mode Only) . . . . .	47
5-15	PC Turkish Character Set . . . . .	48

**Tables**

3-1	Set-Up Directory Features . . . . .	15
3-2	Display Set-Up Features . . . . .	16
3-3	General Set-Up Features . . . . .	17
4-1	DEC Greek Supplemental Characters—8-bit Characters Mode . . . . .	23
4-2	ISO Latin-7 Characters—8-bit Characters Mode . . . . .	23
4-3	DEC Greek Supplemental Characters—7-bit NRCS Characters Mode . . . . .	24
4-4	ISO Latin-7 Characters—7-bit NRCS Characters Mode . . . . .	25
4-5	DEC Hebrew Supplemental and ISO Latin-Hebrew Characters . . . . .	26
4-6	DEC Turkish Supplemental and ISO Latin-5 Characters . . . . .	29



## About This Guide

This update provides information on how to use French Canadian, Greek, Hebrew, and Turkish keyboards and character sets with your terminal. There are ANSI terminal and personal computer (PC) versions of the keyboards and character sets.

This document is an update for *Installing and Using the VT420 with PC Terminal Mode*, EK-VT42A-UU.001.

The document assumes that you are familiar with the VT420 features and controls, such as how to use set-up screens.

### Organization

This update contains five chapters:

<b>Chapter</b>	<b>Describes . . .</b>
1	How to start using your new keyboard by selecting the correct keyboard dialect in the Set-Up Directory screen.
2	The features of the French Canadian, Greek, Hebrew, and Turkish keyboards.
3	The set-up features related to the French Canadian, Greek, Hebrew, and Turkish keyboards and character sets.
4	How to type additional characters by using compose sequences.
5	The Greek, Hebrew, and Turkish character sets included with your terminal.





# 1

## Getting Started

After you connect your keyboard to the terminal, you must use the terminal's set-up screens to select and save settings for:

- Correct keyboard dialect
- Desired character set
- PC TERM mode, if you have a PC keyboard

Refer to *Installing and Using the VT420 Video Terminal With PC Terminal Mode* for a description on how to perform these procedures.

### Selecting a Keyboard Dialect

To select the correct keyboard dialect for your keyboard, use the **keyboard dialect** feature in the Set-Up Directory screen. Refer to the "Getting Started" chapter in your user guide for the appropriate procedures.

You can choose one of the following additional selections for the **keyboard dialect**:

- French/Canadian
- Greek/N-A
- Hebrew/N-A
- Turkish-F
- Turkish-Q

## Selecting a Character Set

After you set the keyboard dialect, you may want to choose an appropriate character set for your keyboard. You use the General Set-Up screen to choose from 8-bit multinational, 7-bit national, or PC character sets, as described in the “Using Set-Up” chapter of your user guide.

Following are the added 8-bit and PC character sets available from the **User-preferred Supplemental Set (UPSS)** in the General Set-Up screen:

	<b>In VT Mode</b>	<b>In PC TERM Mode</b>
Greek	UPSS ISO Latin-7 Supplemental	UPSS ISO Latin-7 Supplemental
	UPSS DEC Greek Supplemental	PC Greek
Hebrew	UPSS ISO Latin-Hebrew Supplemental	UPSS ISO Latin-Hebrew Supplemental
	UPSS DEC Hebrew Supplemental	PC Hebrew
Turkish	UPSS ISO Latin-5 Supplemental	UPSS ISO Latin-5 Supplemental
	UPSS DEC Turkish Supplemental	PC Turkish

To use 7-bit characters, then you set the **character set mode** feature in the General Set-Up screen to *7-bit NRCS Characters*. The terminal uses the 7-bit national character set that matches the current keyboard dialect.

## Selecting PC TERM Mode (PC Keyboards Only)

If you have a PC keyboard, then you can operate the terminal in VT mode or PC TERM mode. In PC TERM mode, you can:

- Run PC applications
- Use PC character sets
- Choose other PC set-up features

The “Getting Started” chapter of your user guide describes how to select PC TERM mode from the General Set-Up screen.

## 2

# ANSI and PC Keyboards

Your *Installing and Using the VT420 with PC Terminal Mode* guide describes the basic key functions of ANSI and PC keyboards. This chapter shows the following new keyboards and describes some of their unique features:


- French/Canadian ANSI and PC Keyboards
- Greek/N-A ANSI Keyboard
- Greek/N-A PC Keyboard
- Hebrew/N-A ANSI Keyboard
- Hebrew/N-A PC Keyboard
- Turkish ANSI and PC Keyboards

The figures in this chapter show the main keypad only.

## French/Canadian ANSI and PC Keyboards

The French/Canadian ANSI and PC keyboards work the same as the ANSI and PC keyboards described in your *Installing and Using* guide. Refer to the *Installing and Using* guide for an illustration of the French/Canadian ANSI keyboard. Figure 2-1 shows the French/Canadian PC keyboard.


Figure 2-1 French/Canadian PC Keyboard



## Greek/N-A ANSI Keyboard

The Greek/N-A ANSI keyboard gives you the option of using Greek characters or the characters on the North American keyboard. You can use the left or right **GREEK** key to toggle between the Greek and North American keyboard layouts. For other basic keyboard features, see your *Installing and Using* guide. Figure 2–2 shows the Greek/N-A ANSI keyboard.

Figure 2–2 Greek/N-A ANSI Keyboard

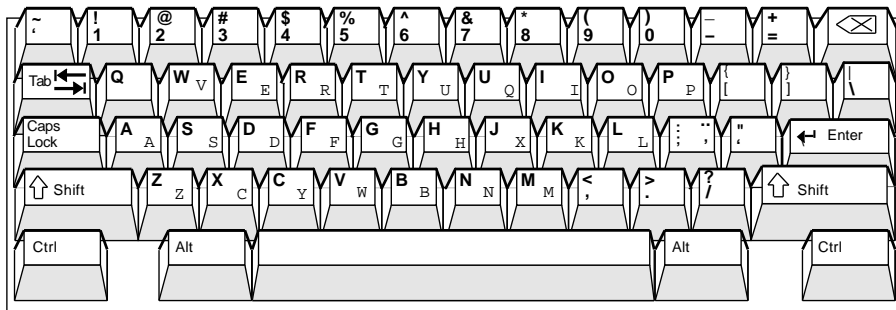


- **If the keyboard layout is Greek**, then pressing **GREEK** changes the layout to North American.
- **If the keyboard layout is North American**, then pressing **GREEK** changes the layout to Greek. The terminal displays `Grk` on the keyboard indicator line.

## Greek/N-A PC Keyboard

In VT mode, the Greek/N-A PC keyboard gives you the option of using Greek characters or the characters on the North American keyboard. For other basic keyboard features, see your *Installing and Using* guide. Figure 2-3 shows the Greek/N-A PC keyboard.

Figure 2-3 Greek/N-A PC Keyboard



### Using Greek or North American Characters (VT Mode Only)

In VT mode, you can use the **Ctrl** **Alt** key sequence to toggle between the Greek and North American keyboard layouts.

- **If the keyboard layout is Greek**, then pressing **Ctrl** **Alt** changes the layout to North American.
- **If the keyboard layout is North American**, then pressing **Ctrl** **Alt** changes the layout to Greek. The terminal displays `Grk` on the keyboard indicator line.

#### NOTE

In PC TERM mode, **Ctrl** **Alt** sends scan codes to the host system.

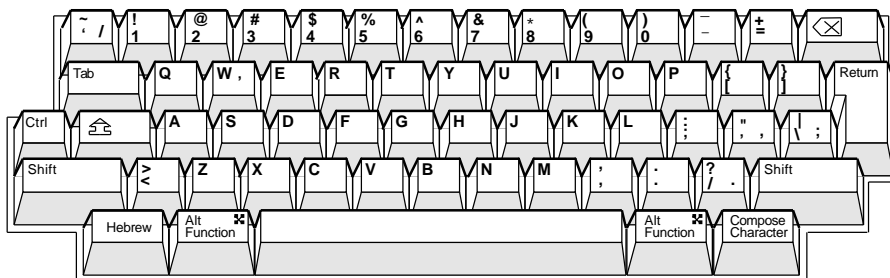
## Hebrew/N-A ANSI Keyboard

The Hebrew/N-A ANSI keyboard gives you the following options:

- Use Hebrew characters or the characters on the North American keyboard
- Change the current characters on the screen from Hebrew to North American or from North American to Hebrew
- Copy and paste text from left to right or right to left

For other basic keyboard functions, see your *Installing and Using* guide. Figure 2-4 shows the Hebrew/N-A ANSI keyboard.

**Figure 2-4 Hebrew/N-A ANSI Keyboard**



## Using Hebrew or North American Characters

You can use the `Ctrl` `Hebrew` key sequence to toggle between the Hebrew and North American keyboard layouts.

- **If the keyboard layout is Hebrew**, then pressing `Ctrl` `Hebrew` changes the layout to North American.
- **If the keyboard layout is North American**, then pressing `Ctrl` `Hebrew` changes the layout to Hebrew. The terminal displays `Hbr` on the keyboard indicator line.

## 8 ANSI and PC Keyboards

If you set the terminal to 7-bit NRCS Characters in the General Set-Up screen, then the **Ctrl** **Hebrew** key sequence also changes the characters currently displayed on the screen.

- **If the keyboard layout is Hebrew**, then pressing **Ctrl** **Hebrew** changes the Hebrew characters on the screen to the appropriate ASCII characters.
- **If the keyboard layout is North American**, then pressing **Ctrl** **Hebrew** changes the appropriate ASCII characters on the screen to the Hebrew characters.

When you select 7-bit NRCS Characters in the General Set-Up screen after selecting the Hebrew/N-A **keyboard dialect** feature in the Set-Up Directory screen, the terminal automatically selects the NRC set that corresponds with the keyboard dialect. The **Ctrl** **Hebrew** sequence only works when the **keyboard dialect** feature is set to Hebrew/N-A.

### Changing Screen Characters Without Changing the Keyboard Layout

If you set the terminal to 7-bit NRCS Characters in the General Set-Up screen, then you can use the **Shift** **Hebrew** key sequence to change the Hebrew characters on the screen to appropriate ASCII characters and the appropriate ASCII characters to Hebrew. This sequence does not change the keyboard layout.



## Changing the Copy and Paste Direction

When you copy and paste text within an active session or between two active sessions, you can perform the operation from left to right or right to left.

To copy text:

1. Press and hold **[Hold]** for the rest of the copy operation.

### NOTE

**Releasing **[Hold]** before completing the copy operation cancels the operation.**

2. Use the **↑ ↓ → ←** keys to position the cursor at the beginning or end of the text you want to copy.
3. With the cursor at the beginning or end of the text, press **[Select]**. Each time you press **[Select]**, you change the direction for copying text.
  - **If the keyboard indicator line displays <<**, then you can use the **↑ ↓ → ←** keys to copy text from right to left.
  - **If the keyboard indicator line displays >>**, then you can use the **↑ ↓ → ←** keys to copy text from left to right.

### NOTE

**Each time you press **[Select]** to change direction, the terminal changes the Copy Direction feature in the General Set-Up screen to reflect the specified direction.**

After you copy the text, you can paste it as described in your *Installing and Using* guide.


## Hebrew/N-A PC Keyboard

The Hebrew/N-A PC keyboard gives you the following options:

- Use Hebrew characters or the characters on the North American keyboard
- Copy and paste text from left to right or right to left

For other basic keyboard features, see your *Installing and Using* guide. Figure 2-5 shows the Hebrew/N-A PC keyboard.

Figure 2-5 Hebrew/N-A PC Keyboard



### Using Hebrew or North American Characters (VT Mode Only)

In VT mode, you can use the **Ctrl** **Alt** key sequence to toggle between the Hebrew and North American keyboard layouts.

- **If the keyboard layout is Hebrew**, then pressing **Ctrl** **Alt** changes the layout to North American.
- **If the keyboard layout is North American**, then pressing **Ctrl** **Alt** changes the layout to Hebrew. The terminal displays `Hbr` on the keyboard indicator line.

#### NOTE

In **PC TERM mode**, **Ctrl** **Alt** sends scan codes to the host system.

## Changing the Copy and Paste Direction

When you copy and paste text within an active session or between two active sessions, you can perform the operation from left to right or right to left.

To copy text:

1. Press and hold `Scroll Lock` for the rest of the copy operation.

### NOTE

**Releasing `Scroll Lock` before completing the copy operation cancels the operation.**

2. Use the `↑ ↓ → ←` keys to position the cursor at the beginning or end of the text you want to copy.
3. With the cursor at the beginning or end of the text, press `Home`. Each time you press `Home`, you change the copy direction.
  - **If the keyboard indicator line displays `<<`**, then you can use the `↑ ↓ → ←` keys to copy text from right to left.
  - **If the keyboard indicator line displays `>>`**, then you can use the `↑ ↓ → ←` keys to copy text from left to right.

### NOTE

**Each time you press `Home` to change direction, the terminal changes the Copy Direction feature in the General Set-Up screen to reflect the specified direction.**

After you copy the text, you can paste it as described in your *Installing and Using* guide.

## Turkish ANSI and PC Keyboards

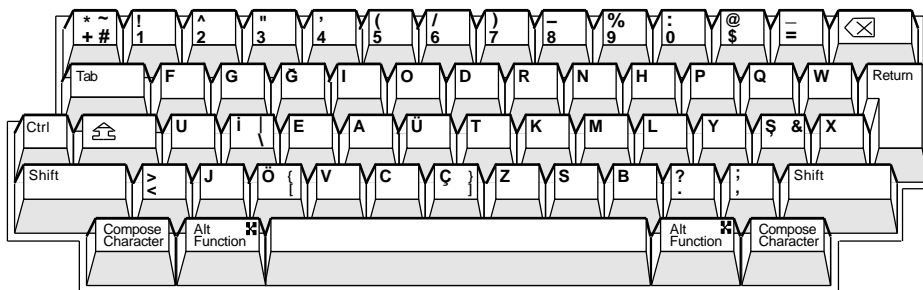
The Turkish ANSI and PC keyboards work the same as the ANSI and PC keyboards described in your *Installing and Using* guide. There are three Turkish keyboards:

- Turkish-F ANSI
- Turkish-Q ANSI
- Turkish PC

## 12 ANSI and PC Keyboards

The Turkish-F ANSI keyboard uses a layout with the letter F in the first position of the second row as shown in Figure 2-6.

**Figure 2-6 Turkish-F ANSI Keyboard**



The Turkish-Q ANSI keyboard uses the standard North American keyboard layout for letters, with the letter Q in the first position of the second row as shown in Figure 2-7.

**Figure 2-7 Turkish-Q ANSI Keyboard**

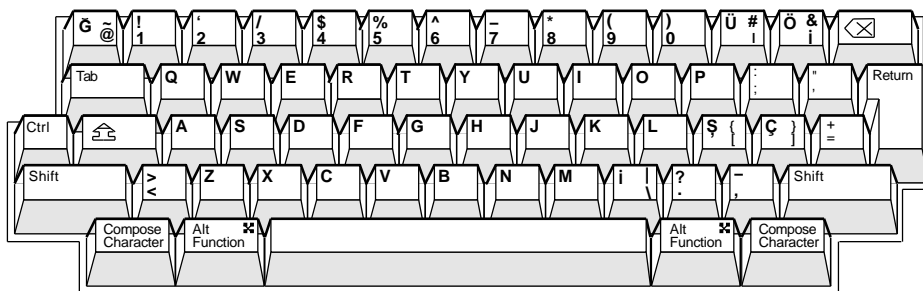



Figure 2-8 shows the Turkish PC keyboard.

**Figure 2-8 Turkish PC Keyboard**



# 3

## Using Set-Up

This chapter describes new and updated set-up screen features that apply to the French/Canadian, Greek, Hebrew, and Turkish keyboards and character sets. For a description of set-up and other set-up screen features, see the “Using Set-Up” chapter in your *Installing and Using* guide.

### Set-Up Directory Screen

The **keyboard dialect** feature in the Set-Up Directory screen now has selections for the French/Canadian, Greek, Hebrew, and Turkish keyboards. Table 3-1 describes the **keyboard dialect** feature of the Set-Up Directory.

**Table 3–1 Set-Up Directory Features**

<b>Feature</b>	<b>Description</b>
Keyboard dialect <b>North American Keyboard</b>	Lets you select one of many languages and dialects to match your keyboard. The default is <b>North American Keyboard</b> .  <b>ANSI Keyboards</b> The other ANSI keyboards are Danish, Dutch, Finnish, Flemish, French/Belgian, French/Canadian, German, Greek/N-A, Hebrew/N-A, Italian, Norwegian, Portuguese, Spanish, Swedish, Swiss (French), Swiss (German), Turkish F, and Turkish Q. You can also select “British” for the North American keyboard.  <b>PC Keyboards</b> The other PC keyboards are the Belgian, British, Danish, Finnish, French, French/Canadian, German, Greek/N-A, Hebrew/N-A, Italian, Norwegian, Portuguese, Spanish International, Spanish National, Swedish, Swiss (French), Swiss (German), Turkish-F and Turkish-Q.

---

Default settings are in **bold** type.

---

## Display Set-Up Screen

The Display Set-Up screen contains the **auto wrap** feature. The new **cursor direction** feature in the General Set-Up screen affects the **auto wrap** feature. Table 3–2 describes the features of the Display Set-Up screen.

**Table 3–2 Display Set-Up Features**

<b>Feature and Settings</b>	<b>Description</b>
Auto wrap <b>1</b>	<p>Selects whether or not text automatically wraps to the next line when you reach the margin at the end of the current line.</p> <p>If you are displaying characters from left to right, then the margin is at the right of the line. If you are displaying characters from right to left, then the margin is at the left of the line. Use the <b>cursor direction</b> feature (General Set-Up screen) to set the direction.</p>
<b>No Auto Wrap</b>	<p>When you reach the margin, the terminal displays each new character in the last column of the line. Each new character overwrites the previous character at that position.</p>
Auto Wrap	<p>When you reach the margin, the terminal displays new characters on the next line.</p> <p>If you are displaying characters from left to right, then characters wrap to the left margin of the new line. If you are displaying characters from right to left, then characters wrap to the right margin of the new line.</p>

---

**1** VT mode only.  
Default settings are in **bold** type.

---


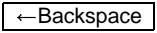
## General Set-Up Screen

The user-preferred supplemental set (**UPSS**) feature in the General Set-Up screen provides new selections for the Greek, Hebrew, and Turkish character sets. The new **cursor direction** feature and **copy direction** feature provide the option of displaying or copying characters from right to left.

Table 3–3 describes the features and settings of the General Set-Up screen.



Table 3–3 General Set-Up Features

Feature and Settings	Description
Cursor direction	Selects the direction in which the terminal displays characters on the screen.
<b>Left to right</b>	Displays characters from left to right.
Right to left	Displays characters from right to left.
<b>NOTE</b>	
<b>The cursor direction feature works properly only with compatible applications that receive input from right to left. This feature also determines the directions for:</b>	
<ul style="list-style-type: none"> <li>• <b>Wrapping text, if you are using the auto wrap feature (Display Set-Up screen)</b></li> <li>• <b>The  or  key (Keyboard Set-Up screen)</b></li> <li>• <b>Inserting text</b></li> </ul>	
Copy direction ❷	Selects the direction for copy and paste operations.
>>	Copies characters on the screen from left to right.
<<	Copies characters on the screen from right to left.
User-preferred supplemental set (UPSS)	When the <b>character set mode</b> feature is set to 8-bit Characters, this feature selects the 8-bit supplemental character set.
<u>VT mode or PC TERM mode</u>	You can select from the following character sets:
<b>UPSS DEC Supplemental</b>	Selects the DEC Supplemental character set, which is part of the 8-bit DEC Multinational character set.
<b>UPSS DEC Greek Supplemental</b>	Selects the DEC Greek Supplemental character set, which is part of the 8-bit DEC Greek character set.
<b>UPSS DEC Hebrew Supplemental</b>	Selects the DEC Hebrew Supplemental character set, which is part of the 8-bit DEC Hebrew character set.

❶ VT mode only.      ❷ Hebrew/N-A keyboard only.  
Default settings are in **bold** type.

**Table 3–3 (Continued) General Set-Up Features**

<b>Feature and Settings</b>	<b>Description</b>
<b>UPSS DEC Turkish Supplemental</b>	Selects the DEC Turkish Supplemental character set, which is part of the 8-bit DEC Turkish character set.
UPSS ISO Latin-1 Supplemental	Selects the ISO Latin-1 supplemental character set, which is part of the ISO Latin-1 multinational character set.
UPSS ISO Latin-5 Supplemental	Selects the ISO Latin-5 (Turkish) supplemental character set, which is part of the ISO Latin-5 multinational character set.
UPSS ISO Latin-7 Supplemental	Selects the ISO Latin-7 (Greek) supplemental character set, which is part of the ISO Latin-7 multinational character set.
UPSS ISO Latin-Hebrew Supplemental	Selects the ISO Latin-Hebrew supplemental character set, which is part of the ISO Latin-Hebrew multinational character set.
<u>PC TERM Mode Only</u>	
PC International PC Multilingual PC Danish/Norwegian PC Greek PC Hebrew PC Portuguese PC Spanish PC Turkish	In PC TERM mode, you can also select from these PC character sets. To select a PC character set, you must have a PC keyboard.
Character set mode ❶	Selects whether to use an 8-bit multinational character set or a 7-bit national replacement character (NRC) set.

❶ VT mode only.      ❷ Hebrew/N-A keyboard only.  
Default settings are in **bold** type.

Table 3-3 (Continued) General Set-Up Features

Feature and Settings	Description
<b>8-bit Characters</b>	<p>Lets you use one of the 8-bit multinational sets—DEC Multinational, DEC Greek, DEC Hebrew, DEC Turkish, or ISO Latin-1, -5, or -7. Each of these sets include the 7-bit U.S. ASCII set.</p> <p>With a PC keyboard, you can also select from the available PC character sets.</p> <p>To select the multinational or PC character set, use the <b>UPSS</b> feature in this set-up screen.</p>
7-bit NRCS Characters	<p>Lets you use one of the 7-bit NRC sets. You can select the specific NRC set with the <b>keyboard dialect</b> feature in the Set-Up Directory screen.</p>

**NOTE**

**If you set the keyboard dialect feature to North American Keyboard, the terminal automatically sets the character set mode to 8-bit Characters.**

❶ VT mode only.      ❷ Hebrew/N-A keyboard only.  
 Default settings are in **bold** type.

# 4

## Typing Additional Characters

The terminal lets you type more characters than appear on your ANSI or PC keyboard. This chapter shows you how to type additional characters on your Greek, Hebrew, or Turkish keyboard when the terminal is in VT mode. In PC TERM mode, the application software that you use determines what characters you can type.

If you have a French/Canadian keyboard, you can use the `Compose Character` sequences (ANSI keyboard) or `Alt` key sequences (PC keyboard) in your *Installing and Using* guide.

To enter an additional character, you type a sequence of keys. The available characters depend on the:

- Keyboard you are using
- **Keyboard dialect** setting (Set-Up Directory screen), which should match your keyboard model
- Character set you are using

## How to Type a Character from a PC Keyboard

To enter an additional character from a PC keyboard, you start a key sequence with the **Alt** key.

To enter an **Alt** key sequence:

1. Look at the appropriate character set in Chapter 5 and find the character you want to type. Note the decimal value next to the character.
2. Select the character set in the General Set-Up screen, if you are not already using that character set.
  - a. Enter set-up and display the General Set-Up screen.
  - b. Move the cursor to the **UPSS** feature and change the setting to the character set you want to use.
  - c. Leave set-up.
3. Check that the Num Lock indicator on the keyboard is on. This indicates that you can enter numbers on the numeric keypad. If the indicator is off, press the **Num Lock** key.
4. Press and hold the **Alt** key while typing the decimal value for the character on the numeric keypad.
5. Release the **Alt** key. The character should appear on the screen.
6. If you changed the character set (step 2), then you can select your previous character set by using the General Set-Up screen again.

If you pressed **Num Lock** so the numeric keypad could generate numbers (step 3), then you can press **Num Lock** again to turn this function off.

## How to Type a Character from an ANSI Keyboard

The following sections provide character tables that list the key sequences for typing additional characters on Greek, Hebrew, and Turkish ANSI keyboards. The tables show the column/row location of each character, so you can locate it in the character set (Chapter 5). The tables also provide the decimal value of characters for programmers.

### NOTE

**If you try to enter a character that is not available in the current character set, then a warning bell sounds.**

## Greek Compose Characters

The following tables list the additional characters you can type on your Greek/N-A keyboard when you are using the UPSS DEC Greek Supplemental or UPSS ISO Latin-7 character set (General Set-Up screen).

To enter a character, type the key sequence listed in the right column. All sequences begin with the single or double quotation mark key, `'` or `"`.

### Table Conventions

In the Character Name column, UPPERCASE words indicate uppercase characters, and lowercase words indicate lowercase characters. Table 4-1 lists the DEC Greek Supplemental characters in 8-bit characters mode.

**Table 4-1 DEC Greek Supplemental Characters—8-bit Characters Mode**

Decimal	Col/Row	Character Name	Key Sequence
192	12/00	iota with dieresis	" <i>ι</i>
218	13/10	alpha with acute accent	´ <i>α</i>
219	13/11	epsilon with acute accent	´ <i>ε</i>
220	13/12	eta with acute accent	´ <i>η</i>
221	13/13	iota with acute accent	´ <i>ι</i>
223	13/15	omicron with acute accent	´ <i>ο</i>
224	14/00	upsilon with dieresis	" <i>υ</i>
251	15/11	upsilon with acute accent	´ <i>υ</i>
252	15/12	omega with acute accent	´ <i>ω</i>
253	15/03	acute accent	´ ´

Table 4-2 lists the ISO Latin-7 characters in 8-bit characters mode.

**Table 4-2 ISO Latin-7 Characters—8-bit Characters Mode**

Decimal	Col/Row	Character Name	Key Sequence
169	11/08	dieresis	" "
180	12/04	acute accent	´ ´
182	11/06	ALPHA with acute accent	´ A
184	11/08	EPSILON with acute accent	´ E
185	11/09	ETA with acute accent	´ H
186	11/10	IOTA with acute accent	´ I
188	11/12	OMICRON with acute accent	´ O
190	11/14	UPSILON with acute accent	´ Υ
191	11/15	OMEGA with acute accent	´ Ω
192	12/00	iota with dieresis and acute accent	" ´ <i>ι</i>
218	12/10	IOTA with dieresis	" I
219	12/11	UPSILON with dieresis	" Υ

**Table 4-2 (Continued) ISO Latin-7 Characters—8-bit Characters Mode**

<b>Decimal</b>	<b>Col/Row</b>	<b>Character Name</b>	<b>Key Sequence</b>
220	12/12	alpha with acute accent	´ α
221	12/13	epsilon with acute accent	´ ε
222	12/14	eta with acute accent	´ η
223	12/15	iota with acute accent	´ ι
224	14/00	upsilon with dieresis and acute accent	" ´ υ
250	15/10	iota with dieresis	" ι
251	15/11	upsilon with dieresis	" υ
252	15/12	omicron with acute accent	´ ο
253	15/13	upsilon with acute accent	´ υ
254	15/14	omega with acute accent	´ ω

Table 4-3 lists the DEC Greek Supplemental characters in 7-bit NRCS characters mode.

**Table 4-3 DEC Greek Supplemental Characters—7-bit NRCS Characters Mode**

<b>Decimal</b>	<b>Col/Row</b>	<b>Character Name</b>	<b>Key Sequence</b>
64	12/00	iota with dieresis	" ι
90	13/10	alpha with acute accent	´ α
91	13/11	epsilon with acute accent	´ ε
92	13/12	eta with acute accent	´ η
93	13/13	iota with acute accent	´ ι
95	13/15	omicron with acute accent	´ ο
96	14/00	upsilon with dieresis	" υ
123	15/11	upsilon with acute accent	´ υ
124	15/12	omega with acute accent	´ ω

Table 4-4 lists the ISO Latin-7 characters in 7-bit NRCS characters mode.



**Table 4-4 ISO Latin-7 Characters—7-bit NRCS Characters Mode**

<b>Decimal</b>	<b>Col/Row</b>	<b>Character Name</b>	<b>Key Sequence</b>
53	11/05	acute accent with dieresis	´ ¨
54	11/06	ALPHA with acute accent	´ A
56	11/08	EPSILON with acute accent	´ E
57	11/09	ETA with acute accent	´ H
58	11/10	IOTA with acute accent	´ I
60	11/12	OMICRON with acute accent	´ O
62	11/14	UPSILON with acute accent	´ U
63	11/15	OMEGA with acute accent	´ Ω
64	12/00	iota with dieresis and acute accent	" ´ ¨
90	12/10	IOTA with dieresis	" I
91	12/11	UPSILON with dieresis	" U
92	12/12	alpha with acute accent	´ α
93	12/13	epsilon with acute accent	´ ε
94	12/14	eta with acute accent	´ η
95	12/15	iota with acute accent	´ ι
96	14/00	upsilon with dieresis and acute accent	" ´ υ
122	15/10	iota dieresis	" ¨
123	15/11	upsilon with dieresis	" υ
124	15/12	omicron with acute accent	´ o
125	15/13	upsilon with acute accent	´ υ
126	15/14	omega with acute accent	´ ω

## Hebrew Compose Characters

Table 4–5 lists the additional characters you can type on your Hebrew/N-A keyboard when you are using the UPSS DEC Hebrew Supplemental or ISO Latin-Hebrew character set (General Set-Up screen).

To enter a character:

1. Press the Hebrew key.

The terminal displays the word `Compose` on the keyboard indicator line. If the display does not appear, then check the setting of the **compose key** feature in the Keyboard Set-Up screen.

2. Type the key sequence for the character listed in the right column of Table 4–5.

**Table 4–5 DEC Hebrew Supplemental and ISO Latin-Hebrew Characters**

Decimal	Col/Row	Character and Name	Key Sequence
<b>Multinational or National Mode</b>			
034	02/02	“ quotation mark	" (sp)
035	02/03	# number sign	++
039	02/07	' apostrophe	' (sp)
064	04/00	@ commercial at	aa or AA
091	05/11	[ opening square bracket	((
092	05/12	\ backslash	// or /<
093	05/13	] closing square bracket	) )
094	05/14	^ circumflex accent	^ ( sp )
096	06/00	` grave accent	` (sp)
123	07/11	{ opening brace	( -
124	07/12	vertical line	/ ^
125	07/13	} closing brace	) -
126	07/14	~ tilde	~ (sp)

**Table 4-5 (Continued) DEC Hebrew Supplemental and ISO Latin-Hebrew Characters**

<b>Decimal</b>	<b>Col/Row</b>	<b>Character and Name</b>	<b>Key Sequence</b>
<b>Multinational Mode Only</b>			
160	10/00	nonbreak space*	(sp) (sp)
161	10/01	¡ inverted exclamation mark†	!!
162	10/02	¢ cent sign	c/ or C/ or c   or C
163	10/03	£ pound sign	l- or L- or l= or L=
164	10/04	¤ general currency sign*	xo or XO or xO or Xo or x0 or X0
165	10/05	¥ yen sign	y- or Y- or y= or Y=
166	10/06	¦ broken vertical bar*	or !^
167	10/07	§ section sign	so or SO or sO or So or s0 or S0 or s! or S!
168	10/08	¨ dieresis	" " or " (sp)
169	10/09	© copyright sign	CO or co or Co or cO or c0 or C0
170	10/10	× multiplication sign*	xx
170	10/10	ª feminine ordinal indicator†	a_ or A_
171	10/11	« open angle brackets	<<
172	10/12	¬ logical not*	-,
174	10/14	® registered trademark*	RO
175	10/15	ˉ macron*	-^ or _^
176	11/00	° degree sign	0^
177	11/01	± plus or minus sign	+-
178	11/02	² superscript 2	2^

\*This character is only available when you use the ISO Latin-Hebrew Supplemental character set. See the **UPSS** feature in the General Set-Up screen.

†This character is only available when you use the DEC Hebrew Supplemental character set. See the **UPSS** feature in the General Set-Up screen.

**Table 4–5 (Continued) DEC Hebrew Supplemental and ISO Latin-Hebrew Characters**

<b>Decimal</b>	<b>Col/Row</b>	<b>Character and Name</b>	<b>Key Sequence</b>
<b>Multinational Mode Only</b>			
179	11/03	<sup>3</sup> superscript 3	3 ^
180	11/04	˘ acute accent*	˘ ˘
181	11/05	μ micro sign	/U or /u (in order)
182	11/06	¶ paragraph sign, pilcrow	P! or p!
183	11/07	· middle dot	. ^
184	11/08	¸ cedilla*	, ,
185	11/09	<sup>1</sup> superscript 1	1 ^
186	11/10	÷ division sign*	-:
186	11/10	<sup>o</sup> masculine ordinal indicator†	o_ or O_
187	11/11	» closed angle brackets	> >
188	11/12	¼ one-quarter	1 4 (in order)
189	11/13	½ one-half	1 2 (in order)
190	11/14	¾ three-quarters*	3 4
191	11/15	¿ inverted question mark*	??
223	13/15	- soft hyphen*	- -

\*This character is only available when you use the ISO Latin-Hebrew Supplemental character set. See the **UPSS** feature in the General Set-Up screen.

†This character is only available when you use the DEC Hebrew Supplemental character set. See the **UPSS** feature in the General Set-Up screen.

## Turkish Compose Characters

Table 4–6 lists the additional characters you can type on your Turkish-F or Turkish-Q keyboards when you are using the UPSS DEC Turkish Supplemental or ISO Latin-5 character set (General Set-Up screen).

To enter a character:

1. Press the  key.

The terminal displays the word `Compose` on the keyboard indicator line. If the display does not appear, then check the setting of the **compose key** feature in the Keyboard Set-Up screen.

2. Type the key sequence for the character, listed in the right column of Table 4–6.

**Table 4–6 DEC Turkish Supplemental and ISO Latin-5 Characters**

Decimal	Col/Row	Character and Name	Key Sequence
034	02/02	" quotation mark	" (sp)
035	02/03	# number sign	++
038	02/06	& ampersand	ad
039	02/07	' apostrophe	' (sp)
064	04/00	@ commercial at	aa or AA
091	05/11	[ opening square bracket	((
092	05/12	\\ backslash	// or /<
093	05/13	] closing square bracket	))
094	05/14	^ circumflex accent	^ (sp)
096	06/00	` grave accent	` (sp)
123	07/11	{ opening brace	(-
124	07/12	vertical line	/^
125	07/13	} closing brace	)-
126	07/14	~ tilde	~ (sp)

**Table 4–6 (Continued) DEC Turkish Supplemental and ISO Latin-5 Characters**

Decimal	Col/Row	Character and Name	Key Sequence
160	10/00	nonbreak space*	sp sp
161	10/01	ı inverted exclamation mark†	!!
162	10/02	¢ cent sign	c/ or C/ or c   or C
163	10/03	£ pound sign	l- or L- or l= or L=
164	10/04	₺ general currency sign*	xo or XO or xO or Xo or x0 or X0
165	10/05	¥ yen sign	y- or Y- or y= or Y=
166	10/06	¦ broken vertical bar*	or !^
167	10/07	§ section sign	so or SO or sO or So or s0 or S0 or s! or S!
168	10/08	₺ general currency sign†	xo or XO or xO or Xo or x0 or X0
168	10/08	¨ dieresis*	"" or "sp
169	10/09	© copyright sign	CO or co or Co or cO or c0 or C0
170	10/10	<sup>a</sup> feminine ordinal indicator†	a_ or A_
170	10/10	× multiplication sign*	xx
171	10/11	« open angle brackets	<<
172	10/12	¬ logical not*	-,
174	10/14	İ I with dot†	I. or .I
174	10/14	® registered trademark*	RO
175	10/15	˘ macron*	-^ or _^

\*This character is only available when you use the ISO Latin-5 Supplemental character set. See the **UPSS** feature in the General Set-Up screen.

†This character is only available when you use the DEC Turkish Supplemental character set. See the **UPSS** feature in the General Set-Up screen.

**Table 4–6 (Continued) DEC Turkish Supplemental and ISO Latin-5 Characters**

<b>Decimal</b>	<b>Col/Row</b>	<b>Character and Name</b>	<b>Key Sequence</b>
176	11/00	° degree sign	0^
177	11/01	± plus or minus sign	+ -
178	11/02	<sup>2</sup> superscript 2	2^
179	11/03	<sup>3</sup> superscript 3	3^
180	11/04	˘ acute accent*	˘ ˘
181	11/05	μ micro sign	/U or /u (in order)
182	11/06	¶ paragraph sign, pilcrow	P! or p!
183	11/07	· middle dot	.^
184	11/08	¸ cedilla*	„
185	11/09	<sup>1</sup> superscript 1	1^
186	11/10	º masculine ordinal indicator†	o_ or O_
186	11/10	÷ division sign*	-:
187	11/11	» closed angle brackets	> >
188	11/12	¼ one-quarter	1 4 (in order)
189	11/13	½ one-half	1 2 (in order)
190	11/14	¾ three-quarters*	3 4 (in order)
191	11/15	¿ inverted question mark*	??
208	13/00	Ġ G with breve	G- or -G
221	13/13	İ I with dot*	I. or .I

\*This character is only available when you use the ISO Latin-5 Supplemental character set. See the **UPSS** feature in the General Set-Up screen.

†This character is only available when you use the DEC Turkish Supplemental character set. See the **UPSS** feature in the General Set-Up screen.

**Table 4–6 (Continued) DEC Turkish Supplemental and ISO Latin-5 Characters**

<b>Decimal</b>	<b>Col/Row</b>	<b>Character and Name</b>	<b>Key Sequence</b>
222	13/14	Ş S with cedilla	S, or ,S
240	15/00	ğ g with breve	g- or -g
253	15/13	ı i without dot*	ii
254	15/14	ş s with cedilla	s, or ,s

---

\*This character is only available when you use the ISO Latin-5 Supplemental character set. See the **UPSS** feature in the General Set-Up screen.

---



# 5

## Character Sets

This chapter shows the Greek, Hebrew, and Turkish character sets included with your terminal. The chapter also lists the character sets you can use with the French/Canadian keyboard. You can select from three types of character sets by using the General Set-Up screen:

<b>Character Sets</b>	<b>Required Settings</b>
8-bit supplemental	8-bit Characters (General Set-Up screen)
PC	PC TERM mode (Set-Up Directory) with a PC keyboard
7-bit national replacement (NRC)	VT mode (Set-Up Directory) and 7-bit NRCS Characters (General Set-Up screen)

### French/Canadian Character Sets

If you have a French/Canadian keyboard, you can use the character sets described in your *Installing and Using* guide. The character sets include:

- DEC Multinational character set
- ISO Latin-1 character set
- PC Multilingual character set
- PC International character set
- 7-bit French/Canadian NRC set (VT mode only)

## Greek Character Sets

You can access the following character sets from the Greek/N-A keyboard or Greek PC keyboard.

Figure 5–1 shows the DEC Greek Supplemental character set.

Figure 5–1 DEC Greek Supplemental Character Set

Row	Column	8	9	10	11	12	13	14	15							
0		200 128 080	D C S	220 144 090	NBSP	240 160 0A0	ο	260 176 0B0	ï	300 192 0C0		320 208 0D0	ü	340 224 0E0	360 240 0F0	
1		201 129 081	P U 1	221 145 091	ι	241 161 0A1	±	261 177 0B1	A	301 193 0C1	P	321 209 0D1	a	341 225 0E1	p	361 241 0F1
2		202 130 082	P U 2	222 146 092	ϕ	242 162 0A2	2	262 178 0B2	B	302 194 0C2	R	322 210 0D2	b	342 226 0E2	r	362 242 0F2
3		203 131 083	S T S	223 147 093	£	243 163 0A3	3	263 179 0B3	G	303 195 0C3	S	323 211 0D3	g	343 227 0E3	s	363 243 0F3
4	I N D	204 132 084	C H	224 148 094		244 164 0A4		264 180 0B4	D	304 196 0C4	T	324 212 0D4	d	344 228 0E4	t	364 244 0F4
5	N E L	205 133 085	M W	225 149 095	¥	245 165 0A5	μ	265 181 0B5	E	305 197 0C5	U	325 213 0D5	e	345 229 0E5	u	365 245 0F5
6	S S A	206 134 086	S P A	226 150 096		246 166 0A6	¶	266 182 0B6	Z	306 198 0C6	F	326 214 0D6	z	346 230 0E6	f	366 246 0F6
7	E S A	207 135 087	E P A	227 151 097	§	247 167 0A7	·	267 183 0B7	H	307 199 0C7	C	327 215 0D7	h	347 231 0E7	c	367 247 0F7
8	H T S	210 136 088		230 152 098	α	250 168 0A8		270 184 0B8	Q	310 200 0C8	Y	330 216 0D8	q	350 232 0E8	y	370 248 0F8
9	H T J	211 137 089		231 153 099	©	251 169 0A9	ι	271 185 0B9	I	311 201 0C9	W	331 217 0D9	i	351 233 0E9	w	371 249 0F9
10	V T S	212 138 08A		232 154 09A	a	252 170 0AA	ο	272 186 0BA	K	312 202 0CA	á	332 218 0DA	k	352 234 0EA	v	372 250 0FA
11	P L D	213 139 08B	C S I	233 155 09B	«	253 171 0AB	»	273 187 0BB	L	313 203 0CB	é	333 219 0DB	l	353 235 0EB	ú	373 251 0FB
12	P L U	214 140 08C	S T	234 156 09C		254 172 0AC	¼	274 188 0BC	M	314 204 0CC	h´	334 220 0DC	m	354 236 0EC	w´	374 252 0FC
13	R I	215 141 08D	O S C	235 157 09D		255 173 0AD	½	275 189 0BD	N	315 205 0CD	í	335 221 0DD	n	355 237 0ED	´	375 253 0FD
14	S S 2	216 142 08E	P M	236 158 09E		256 174 0AE		276 190 0BE	X	316 206 0CE		336 222 0DE	x	356 238 0EE		376 254 0FE
15	S S 3	217 143 08F	A P C	237 159 09F		257 175 0AF	ι	277 191 0BF	O	317 207 0CF	ó	337 223 0DF	o	357 239 0EF		377 255 0FF

LEGEND

ESC	033 027 01B	Octal Decimal Hexadecimal
-----	-------------------	---------------------------------

Figure 5-2 shows the ISO Latin-7 character set.

Figure 5-2 ISO Latin-7 Character Set

Row	Column	8	9	10	11	12	13	14	15							
0		200 128 080	D C S	220 144 090	NBSP	240 160 0A0	°	260 176 0B0	í	300 192 0C0	P	320 208 0D0	ú	340 224 0E0	p	360 240 0F0
1		201 129 081	P U 1	221 145 091	‘	241 161 0A1	±	261 177 0B1	A	301 193 0C1	R	321 209 0D1	a	341 225 0E1	r	361 241 0F1
2		202 130 082	P U 2	222 146 092	’	242 162 0A2	2	262 178 0B2	B	302 194 0C2		322 210 0D2	b	342 226 0E2	v	362 242 0F2
3		203 131 083	S T S	223 147 093	£	243 163 0A3	3	263 179 0B3	G	303 195 0C3	S	323 211 0D3	g	343 227 0E3	s	363 243 0F3
4		204 132 084	I N D	224 148 094		244 164 0A4	’	264 180 0B4	D	304 196 0C4	T	324 212 0D4	d	344 228 0E4	t	364 244 0F4
5		205 133 085	N E L	225 149 095	M W	245 165 0A5	∴	265 181 0B5	E	305 197 0C5	U	325 213 0D5	e	345 229 0E5	u	365 245 0F5
6		206 134 086	S S A	226 150 096	S P A	246 166 0A6	ı	266 182 0B6	Á	306 198 0C6	Z	326 214 0D6	z	346 230 0E6	f	366 246 0F6
7		207 135 087	E S A	227 151 097	E P A	247 167 0A7	§	267 183 0B7	·	307 199 0C7	H	327 215 0D7	h	347 231 0E7	c	367 247 0F7
8		210 136 088	H T S	230 152 098		250 168 0A8	¨	270 184 0B8	É	310 200 0C8	Q	330 216 0D8	q	350 232 0E8	y	370 248 0F8
9		211 137 089	H T J	231 153 099		251 169 0A9	©	271 185 0B9	Ĥ	311 201 0C9	I	331 217 0D9	i	351 233 0E9	w	371 249 0F9
10		212 138 08A	V T S	232 154 09A		252 170 0AA	ı	272 186 0BA	Í	312 202 0CA	K	332 218 0DA	k	352 234 0EA	ı	372 250 0FA
11		213 139 08B	P L D	233 155 09B	C S I	253 171 0AB	«	273 187 0BB	»	313 203 0CB	L	333 219 0DB	l	353 235 0EB	ü	373 251 0FB
12		214 140 08C	P L U	234 156 09C	S T	254 172 0AC	¬	274 188 0BC	Ó	314 204 0CC	M	334 220 0DC	m	354 236 0EC	ó	374 252 0FC
13		215 141 08D	R I	235 157 09D	O S C	255 173 0AD	SHY	275 189 0BD	½	315 205 0CD	N	335 221 0DD	n	355 237 0ED	ú	375 253 0FD
14		216 142 08E	S S 2	236 158 09E	P M	256 174 0AE		276 190 0BE	Ú	316 206 0CE	X	336 222 0DE	x	356 238 0EE	ŵ	376 254 0FE
15		217 143 08F	S S 3	237 159 09F	A P C	257 175 0AF	—	277 191 0BF	Ŵ	317 207 0CF	O	337 223 0DF	o	357 239 0EF		377 255 0FF

LEGEND

ESC	033 027 01B	Octal Decimal Hexadecimal
-----	-------------------	---------------------------------

LJ-02457-RAGS

You can use the ISO Latin-7 control representation mode (CRM) character set to display control characters. Normally, control characters are interpreted as commands rather than being displayed. To select this set, you would select the UPSS ISO Latin-7 set in the General Set-Up screen and select the Display Controls setting in the Display Set-Up screen. Figure 5-3 shows the ISO Latin-7 CRM character set.

Figure 5-3 ISO Latin-7 CRM Character Set

Row	Column	8	9	10	11	12	13	14	15							
0	8	0	D <sub>C</sub> S	200 128 080	NBSP	240 160 0A0	°	260 176 0B0	í	300 192 0C0	P	320 208 0D0	ú	340 224 0E0	p	360 240 0F0
1	8	1	P <sub>U</sub> I	201 129 081	‘	241 161 0A1	±	261 177 0B1	À	301 193 0C1	R	321 209 0D1	a	341 225 0E1	r	361 241 0F1
2	8	2	P <sub>U</sub> 2	202 130 082	’	242 162 0A2	2	262 178 0B2	B	302 194 0C2	D <sub>3</sub>	322 210 0D2	b	342 226 0E2	V	362 242 0F2
3	8	3	S <sub>T</sub> S	203 131 083	£	243 163 0A3	3	263 179 0B3	G	303 195 0C3	S	323 211 0D3	g	343 227 0E3	s	363 243 0F3
4	I <sub>N</sub> D	204 132 084	C <sub>R</sub> H	224 148 094	A <sub>4</sub>	244 164 0A4	´	264 180 0B4	D	304 196 0C4	T	324 212 0D4	d	344 228 0E4	t	364 244 0F4
5	N <sub>E</sub> L	205 133 085	M <sub>W</sub>	225 149 095	A <sub>5</sub>	245 165 0A5	ˆ	265 181 0B5	E	305 197 0C5	U	325 213 0D5	e	345 229 0E5	u	365 245 0F5
6	S <sub>S</sub> A	206 134 086	S <sub>P</sub> A	226 150 096	ı	246 166 0A6	Á	266 182 0B6	Z	306 198 0C6	F	326 214 0D6	z	346 230 0E6	f	366 246 0F6
7	E <sub>S</sub> A	207 135 087	E <sub>P</sub> A	227 151 097	§	247 167 0A7	•	267 183 0B7	H	307 199 0C7	C	327 215 0D7	h	347 231 0E7	c	367 247 0F7
8	H <sub>T</sub> S	210 136 088	9 <sub>8</sub>	230 152 098	A <sub>8</sub>	250 168 0A8	É	270 184 0B8	Q	310 200 0C8	Y	330 216 0D8	q	350 232 0E8	y	370 248 0F8
9	H <sub>T</sub> J	211 137 089	9 <sub>9</sub>	231 153 099	©	251 169 0A9	Ĥ	271 185 0B9	I	311 201 0C9	W	331 217 0D9	i	351 233 0E9	w	371 249 0F9
10	V <sub>T</sub> S	212 138 08A	9 <sub>A</sub>	232 154 09A	A <sub>A</sub>	252 170 0AA	Í	272 186 0BA	K	312 202 0CA	ı	332 218 0DA	k	352 234 0EA	ı	372 250 0FA
11	P <sub>L</sub> D	213 139 08B	C <sub>S</sub> I	233 155 09B	«	253 171 0AB	»	273 187 0BB	L	313 203 0CB	Ü	333 219 0DB	l	353 235 0EB	ü	373 251 0FB
12	P <sub>L</sub> U	214 140 08C	S <sub>T</sub>	234 156 09C	¬	254 172 0AC	Ó	274 188 0BC	M	314 204 0CC	á	334 220 0DC	m	354 236 0EC	ó	374 252 0FC
13	R <sub>I</sub>	215 141 08D	O <sub>S</sub> C	235 157 09D	SHY	255 173 0AD	½	275 189 0BD	N	315 205 0CD	é	335 221 0DD	n	355 237 0ED	ú	375 253 0FD
14	S <sub>S</sub> 2	216 142 08E	P <sub>M</sub>	236 158 09E	A <sub>E</sub>	256 174 0AE	Ú	276 190 0BE	X	316 206 0CE	h	336 222 0DE	x	356 238 0EE	w	376 254 0FE
15	S <sub>S</sub> 3	217 143 08F	A <sub>P</sub> C	237 159 09F	—	257 175 0AF	Ŵ	277 191 0BF	O	317 207 0CF	í	337 223 0DF	o	357 239 0EF	F	377 255 0FF

LEGEND

ESC	033 027 01B	Octal Decimal Hexadecimal
-----	-------------------	---------------------------------

Figure 5-4 shows the Greek NRC set for VT mode only.

Figure 5-4 Greek NRC Set (VT Mode Only)

Row	Column	0	1	2	3	4	5	6	7						
0	N U	000 000 000	D L	020 016 010		0 0	060 048 030	· i	100 064 040		120 080 050	ü	140 096 060		160 112 070
1	S H	001 001 001	D I	021 017 011	!	1	061 049 031	A	101 065 041	P	121 081 051	a	141 097 061	p	161 113 071
2	S X	002 002 002	D 2	022 018 012	"	2	062 050 032	B	102 066 042	R	122 082 052	b	142 098 062	r	162 114 072
3	E X	003 003 003	D 3	023 019 013	#	3	063 051 033	G	103 067 043	S	123 083 053	g	143 099 063	s	163 115 073
4	E T	004 004 004	D 4	024 020 014	\$	4	064 052 034	D	104 068 044	T	124 084 054	d	144 100 064	t	164 116 074
5	E Q	005 005 005	N K	025 021 015	%	5	065 053 035	E	105 069 045	U	125 085 055	e	145 101 065	u	165 117 075
6	A K	006 006 006	S Y	026 022 016	&	6	066 054 036	Z	106 070 046	F	126 086 056	z	146 102 066	f	166 118 076
7	B L	007 007 007	E B	027 023 017	'	7	067 055 037	H	107 071 047	C	127 087 057	h	147 103 067	c	167 119 077
8	B S	010 008 008	C N	030 024 018	(	8	070 056 038	Q	110 072 048	Y	130 088 058	q	150 104 068	y	170 120 078
9	H T	011 009 009	E M	031 025 019	)	9	071 057 039	I	111 073 049	W	131 089 059	i	151 105 069	w	171 121 079
10	L F	012 010 00A	S B	032 026 01A	*	:	072 058 03A	K	112 074 04A	á	132 090 05A	k	152 106 06A	v	172 122 07A
11	V T	013 011 00B	E C	033 027 01B	+	;	073 059 03B	L	113 075 04B	é	133 091 05B	l	153 107 06B	ú	173 123 07B
12	F F	014 012 00C	F S	034 028 01C	,	<	074 060 03C	M	114 076 04C	h	134 092 05C	m	154 108 06C	w	174 124 07C
13	C R	015 013 00D	G S	035 029 01D	-	=	075 061 03D	N	115 077 04D	í	135 093 05D	n	155 109 06D	'	175 125 07D
14	S O	016 014 00E	R S	036 030 01E	.	>	076 062 03E	X	116 078 04E		136 094 05E	x	156 110 06E		176 126 07E
15	S I	017 015 00F	U S	037 031 01F	/	?	077 063 03F	O	117 079 04F	ó	137 095 05F	o	157 111 06F	DEL	177 127 07F

LEGEND

ESC	033	Octal
	027	Decimal
	01B	Hexadecimal

LJ-02455-RAGS

38 Character Sets

You can access the PC Greek character set from the Greek PC keyboard.

Figure 5-5 shows the PC Greek character set.

Figure 5-5 PC Greek Character Set

Row	Column	8	9	10	11	12	13	14	15					
0	A	200 128 080	R	220 144 090	i	240 160 0A0		260 176 0B0		300 192 0C0	w	340 224 0E0	´	360 240 0F0
1	B	201 129 081	S	221 145 091	k	241 161 0A1		261 177 0B1		301 193 0C1	´	341 225 0E1	±	361 241 0F1
2	G	202 130 082	T	222 146 092	l	242 162 0A2		262 178 0B2		302 194 0C2	´	342 226 0E2	3	362 242 0F2
3	D	203 131 083	U	223 147 093	m	243 163 0A3		263 179 0B3		303 195 0C3	´	343 227 0E3	£	363 243 0F3
4	E	204 132 084	F	224 148 094	n	244 164 0A4		264 180 0B4		304 196 0C4	´	344 228 0E4	ó	364 244 0F4
5	Z	205 133 085	C	225 149 095	x	245 165 0A5		265 181 0B5		305 197 0C5	´	345 229 0E5	õ	365 245 0F5
6	H	206 134 086	Y	226 150 096	o	246 166 0A6		266 182 0B6		306 198 0C6	´	346 230 0E6	.	366 246 0F6
7	Q	207 135 087	W	227 151 097	p	247 167 0A7		267 183 0B7		307 199 0C7	´	347 231 0E7	»	367 247 0F7
8	I	210 136 088	a	230 152 098	r	250 168 0A8		270 184 0B8		310 200 0C8	´	350 232 0E8	°	370 248 0F8
9	K	211 137 089	b	231 153 099	V	251 169 0A9		271 185 0B9		311 201 0C9	´	351 233 0E9	.	371 249 0F9
10	L	212 138 08A	g	232 154 09A	s	252 170 0AA		272 186 0BA		312 202 0CA	´	352 234 0EA	.	372 250 0FA
11	M	213 139 08B	d	233 155 09B	t	253 171 0AB		273 187 0BB		313 203 0CB	´	353 235 0EB	ö	373 251 0FB
12	N	214 140 08C	e	234 156 09C	u	254 172 0AC		274 188 0BC		314 204 0CC	´	354 236 0EC	n	374 252 0FC
13	X	215 141 08D	z	235 157 09D	f	255 173 0AD		275 189 0BD		315 205 0CD	´	355 237 0ED	²	375 253 0FD
14	O	216 142 08E	h	236 158 09E	c	256 174 0AE		276 190 0BE		316 206 0CE	´	356 238 0EE	■	376 254 0FE
15	P	217 143 08F	q	237 159 09F	y	257 175 0AF		277 191 0BF		317 207 0CF	´	357 239 0EF		377 255 0FF

LEGEND

ESC	033	Octal
	027	Decimal
	01B	Hexadecimal

LJ-02459-RAGS

## Hebrew Character Sets

You can access the following character sets from the Hebrew/N-A keyboard or Hebrew PC keyboard.

Figure 5-6 shows the DEC Hebrew Supplemental character set.

Figure 5-6 DEC Hebrew Supplemental Character Set

	Column	8	9	10	11	12	13	14	15		
Row 0		200 128 080	D <sub>S</sub>	220 144 090	240 160 0A0	260 176 0B0	300 192 0C0	320 208 0D0	340 224 0E0	360 240 0F0	
1		201 129 081	P <sub>U1</sub>	221 145 091	i	241 161 0A1	261 177 0B1	301 193 0C1	321 209 0D1	341 225 0E1	361 241 0F1
2		202 130 082	P <sub>U2</sub>	222 146 092		242 162 0A2	262 178 0B2	302 194 0C2	322 210 0D2	342 226 0E2	362 242 0F2
3		203 131 083	S <sub>T</sub> S	223 147 093	243 163 0A3	263 179 0B3	303 195 0C3	323 211 0D3	343 227 0E3	363 243 0F3	
4	I <sub>N</sub> D	204 132 084	C <sub>R</sub> H	224 148 094	244 164 0A4	264 180 0B4	304 196 0C4	324 212 0D4	344 228 0E4	364 244 0F4	
5	N <sub>E</sub> L	205 133 085	M <sub>W</sub>	225 149 095	245 165 0A5	265 181 0B5	305 197 0C5	325 213 0D5	345 229 0E5	365 245 0F5	
6	S <sub>S</sub> A	206 134 086	S <sub>P</sub> A	226 150 096	246 166 0A6	266 182 0B6	306 198 0C6	326 214 0D6	346 230 0E6	366 246 0F6	
7	E <sub>S</sub> A	207 135 087	E <sub>P</sub> A	227 151 097	247 167 0A7	267 183 0B7	307 199 0C7	327 215 0D7	347 231 0E7	367 247 0F7	
8	H <sub>T</sub> S	210 136 088		230 152 098	250 168 0A8	270 184 0B8	310 200 0C8	330 216 0D8	350 232 0E8	370 248 0F8	
9	H <sub>T</sub> J	211 137 089		231 153 099	251 169 0A9	271 185 0B9	311 201 0C9	331 217 0D9	351 233 0E9	371 249 0F9	
10	V <sub>T</sub> S	212 138 08A		232 154 09A	a	252 170 0AA	272 186 0BA	312 202 0CA	332 218 0DA	352 234 0EA	372 250 0FA
11	P <sub>L</sub> D	213 139 08B	C <sub>S</sub> I	233 155 09B	253 171 0AB	273 187 0BB	313 203 0CB	333 219 0DB	353 235 0EB	373 251 0FB	
12	P <sub>L</sub> U	214 140 08C	S <sub>T</sub> I	234 156 09C	254 172 0AC	274 188 0BC	314 204 0CC	334 220 0DC	354 236 0EC	374 252 0FC	
13	R <sub>I</sub> S	215 141 08D	Q <sub>S</sub> C	235 157 09D	255 173 0AD	275 189 0BD	315 205 0CD	335 221 0DD	355 237 0ED	375 253 0FD	
14	S <sub>S</sub> 2	216 142 08E	P <sub>M</sub>	236 158 09E	256 174 0AE	276 190 0BE	316 206 0CE	336 222 0DE	356 238 0EE	376 254 0FE	
15	S <sub>S</sub> 3	217 143 08F	A <sub>P</sub> C	237 159 09F	257 175 0AF	277 191 0BF	317 207 0CF	337 223 0DF	357 239 0EF	377 255 0FF	

LEGEND

ESC	033	Octal
	027	Decimal
	01B	Hexadecimal

LJ-02461-RAGS

40 Character Sets

Figure 5-7 shows the ISO Latin-Hebrew character set.

Figure 5-7 ISO Latin-Hebrew Character Set

Row	Column	8	9	10	11	12	13	14	15	
0		200 128 080	D C S	220 144 090	240 160 0A0	260 176 0B0	300 192 0C0	320 208 0D0	340 224 0E0	360 240 0F0
1		201 129 081	P U 1	221 145 091	241 161 0A1	261 177 0B1	301 193 0C1	321 209 0D1	341 225 0E1	361 241 0F1
2		202 130 082	P U 2	222 146 092	242 162 0A2	262 178 0B2	302 194 0C2	322 210 0D2	342 226 0E2	362 242 0F2
3		203 131 083	S T S	223 147 093	243 163 0A3	263 179 0B3	303 195 0C3	323 211 0D3	343 227 0E3	363 243 0F3
4	I N D	204 132 084	C R H	224 148 094	244 164 0A4	264 180 0B4	304 196 0C4	324 212 0D4	344 228 0E4	364 244 0F4
5	N E L	205 133 085	M W	225 149 095	245 165 0A5	265 181 0B5	305 197 0C5	325 213 0D5	345 229 0E5	365 245 0F5
6	S S A	206 134 086	S P A	226 150 096	246 166 0A6	266 182 0B6	306 198 0C6	326 214 0D6	346 230 0E6	366 246 0F6
7	E S A	207 135 087	E P A	227 151 097	247 167 0A7	267 183 0B7	307 199 0C7	327 215 0D7	347 231 0E7	367 247 0F7
8	H T S	210 136 088		230 152 098	250 168 0A8	270 184 0B8	310 200 0C8	330 216 0D8	350 232 0E8	370 248 0F8
9	H T J	211 137 089		231 153 099	251 169 0A9	271 185 0B9	311 201 0C9	331 217 0D9	351 233 0E9	371 249 0F9
10	V T S	212 138 08A		232 154 09A	252 170 0AA	272 186 0BA	312 202 0CA	332 218 0DA	352 234 0EA	372 250 0FA
11	P L D	213 139 08B	C S I	233 155 09B	253 171 0AB	273 187 0BB	313 203 0CB	333 219 0DB	353 235 0EB	373 251 0FB
12	P L U	214 140 08C	S T	234 156 09C	254 172 0AC	274 188 0BC	314 204 0CC	334 220 0DC	354 236 0EC	374 252 0FC
13	R I	215 141 08D	O S C	235 157 09D	255 173 0AD	275 189 0BD	315 205 0CD	335 221 0DD	355 237 0ED	375 253 0FD
14	S S 2	216 142 08E	P M	236 158 09E	256 174 0AE	276 190 0BE	316 206 0CE	336 222 0DE	356 238 0EE	376 254 0FE
15	S S 3	217 143 08F	A P C	237 159 09F	257 175 0AF	277 191 0BF	317 207 0CF	337 223 0DF	357 239 0EF	377 255 0FF

LEGEND

ESC	033 027 01B	Octal Decimal Hexadecimal
-----	-------------------	---------------------------------

LJ-02462-RAGS



Figure 5-8 shows the ISO Latin-Hebrew CRM character set.

Figure 5-8 ISO Latin-Hebrew CRM Character Set

	Column 8	9	10	11	12	13	14	15
Row 0	8 0 200 128 080	D C S 220 144 090	240 160 0A0	260 176 0B0	C 0 300 192 0C0	D 0 320 208 0D0	340 224 0E0	360 240 0F0
1	8 1 201 129 081	P U I 221 145 091	A I 241 161 0A1	261 177 0B1	C 1 301 193 0C1	D 1 321 209 0D1	341 225 0E1	361 241 0F1
2	8 2 202 130 082	P U 2 222 146 092	242 162 0A2	262 178 0B2	C 2 302 194 0C2	D 2 322 210 0D2	342 226 0E2	362 242 0F2
3	8 3 203 131 083	S T S 223 147 093	243 163 0A3	263 179 0B3	C 3 303 195 0C3	D 3 323 211 0D3	343 227 0E3	363 243 0F3
4	I N D 204 132 084	C R H 224 148 094	244 164 0A4	264 180 0B4	C 4 304 196 0C4	D 4 324 212 0D4	344 228 0E4	364 244 0F4
5	N E L 205 133 085	M W 225 149 095	245 165 0A5	265 181 0B5	C 5 305 197 0C5	D 5 325 213 0D5	345 229 0E5	365 245 0F5
6	S S A 206 134 086	S P A 226 150 096	246 166 0A6	266 182 0B6	C 6 306 198 0C6	D 6 326 214 0D6	346 230 0E6	366 246 0F6
7	E S A 207 135 087	E P A 227 151 097	247 167 0A7	267 183 0B7	C 7 307 199 0C7	D 7 327 215 0D7	347 231 0E7	367 247 0F7
8	H T S 210 136 088	9 8 230 152 098	250 168 0A8	270 184 0B8	C 8 310 200 0C8	D 8 330 216 0D8	350 232 0E8	370 248 0F8
9	H T J 211 137 089	9 9 231 153 099	251 169 0A9	271 185 0B9	C 9 311 201 0C9	D 9 331 217 0D9	351 233 0E9	371 249 0F9
10	V T S 212 138 08A	9 A 232 154 09A	252 170 0AA	272 186 0BA	C A 312 202 0CA	D A 332 218 0DA	352 234 0EA	372 250 0FA
11	P L D 213 139 08B	C S I 233 155 09B	253 171 0AB	273 187 0BB	C B 313 203 0CB	D B 333 219 0DB	353 235 0EB	373 251 0FB
12	P L U 214 140 08C	S T 234 156 09C	254 172 0AC	274 188 0BC	C C 314 204 0CC	D C 334 220 0DC	354 236 0EC	374 252 0FC
13	R I 215 141 08D	O S C 235 157 09D	255 173 0AD	275 189 0BD	C D 315 205 0CD	D D 335 221 0DD	355 237 0ED	375 253 0FD
14	S S 2 216 142 08E	P M 236 158 09E	256 174 0AE	276 190 0BE	C E 316 206 0CE	D E 336 222 0DE	356 238 0EE	376 254 0FE
15	S S 3 217 143 08F	A P C 237 159 09F	257 175 0AF	B F 277 191 0BF	C F 317 207 0CF	= 337 223 0DF	357 239 0EF	377 255 0FF

LEGEND

ESC	033 027 01B	Octal Decimal Hexadecimal
-----	-------------------	---------------------------------

42 Character Sets

Figure 5-9 shows the 7-bit Hebrew NRC set for VT mode only.

Figure 5-9 7-bit Hebrew NRC Set (VT Mode Only)

Row	Column	0	1	2	3	4	5	6	7							
0	N U	000 000 000	D L	020 016 010		040 032 020	0 0	@ @	100 064 040	P P	120 080 050		140 096 060		160 112 070	
1	S H	001 001 001	D 1	021 017 011		041 033 021	1 1	!	061 049 031	A A	101 065 041	Q Q	121 081 051		141 097 061	161 113 071
2	S X	002 002 002	D 2	022 018 012		042 034 022	2 2	"	062 050 032	B B	102 066 042	R R	122 082 052		142 098 062	162 114 072
3	E X	003 003 003	D 3	023 019 013		043 035 023	3 3	#	063 051 033	C C	103 067 043	S S	123 083 053		143 099 063	163 115 073
4	E T	004 004 004	D 4	024 020 014		044 036 024	4 4	\$	064 052 034	D D	104 068 044	T T	124 084 054		144 100 064	164 116 074
5	E Q	005 005 005	N K	025 021 015		045 037 025	5 5	%	065 053 035	E E	105 069 045	U U	125 085 055		145 101 065	165 117 075
6	A K	006 006 006	S Y	026 022 016		046 038 026	6 6	&	066 054 036	F F	106 070 046	V V	126 086 056		146 102 066	166 118 076
7	B L	007 007 007	E B	027 023 017		047 039 027	7 7	'	067 055 037	G G	107 071 047	W W	127 087 057		147 103 067	167 119 077
8	B S	010 008 008	C N	030 024 018		050 040 028	8 8	(	070 056 038	H H	110 072 048	X X	130 088 058		150 104 068	170 120 078
9	H T	011 009 009	E M	031 025 019		051 041 029	9 9	)	071 057 039	I I	111 073 049	Y Y	131 089 059		151 105 069	171 121 079
10	L F	012 010 00A	S B	032 026 01A		052 042 02A		*	072 058 03A	J J	112 074 04A	Z Z	132 090 05A		152 106 06A	172 122 07A
11	V T	013 011 00B	E C	033 027 01B		053 043 02B		+	073 059 03B	K K	113 075 04B	I I	133 091 05B		153 107 06B	173 123 07B
12	F F	014 012 00C	F S	034 028 01C		054 044 02C		,	074 060 03C	L L	114 076 04C	\	134 092 05C		154 108 06C	174 124 07C
13	C R	015 013 00D	G S	035 029 01D		055 045 02D		-	075 061 03D	M M	115 077 04D		135 093 05D		155 109 06D	175 125 07D
14	S O	016 014 00E	R S	036 030 01E		056 046 02E		.	076 062 03E	N N	116 078 04E	^	136 094 05E		156 110 06E	176 126 07E
15	S I	017 015 00F	U S	037 031 01F		057 047 02F		/	077 063 03F	O O	117 079 04F	_	137 095 05F		157 111 06F	177 127 07F

LEGEND

























































ESC	033 027 01B	Octal Decimal Hexadecimal
-----	-------------------	---------------------------------

LJ-02460-RAGS

You can access the PC Hebrew character set from the Hebrew PC keyboard.

Figure 5–10 shows the PC Hebrew character set.

Figure 5–10 PC Hebrew Character Set

Row	Column	8	9	10	11	12	13	14	15
0	200 128 080		220 144 090	á 160 0A0	 260 176 0B0	 300 192 0C0	 320 208 0D0	a 224 0E0	o 240 0F0
1	201 129 081		221 145 091	í 161 0A1	 261 177 0B1	 301 193 0C1	 321 209 0D1	b 225 0E1	± 241 0F1
2	202 130 082		222 146 092	ó 162 0A2	 262 178 0B2	 302 194 0C2	 322 210 0D2	G 226 0E2	3 242 0F2
3	203 131 083		223 147 093	ú 163 0A3	 263 179 0B3	 303 195 0C3	 323 211 0D3	p 227 0E3	£ 243 0F3
4	204 132 084		224 148 094	ñ 164 0A4	 264 180 0B4	 304 196 0C4	 324 212 0D4	S 228 0E4	ó 244 0F4
5	205 133 085		225 149 095	Ñ 165 0A5	 265 181 0B5	 305 197 0C5	 325 213 0D5	s 229 0E5	õ 245 0F5
6	206 134 086		226 150 096	a 166 0A6	 266 182 0B6	 306 198 0C6	 326 214 0D6	m 230 0E6	¸ 246 0F6
7	207 135 087		227 151 097	o 167 0A7	 267 183 0B7	 307 199 0C7	 327 215 0D7	t 231 0E7	» 247 0F7
8	210 136 088		230 152 098	¿ 168 0A8	 270 184 0B8	 310 200 0C8	 330 216 0D8	F 232 0E8	 370 248 0F8
9	211 137 089		231 153 099	¡ 169 0A9	 271 185 0B9	 311 201 0C9	 331 217 0D9	Q 233 0E9	• 249 0F9
10	212 138 08A		232 154 09A	¡ 170 0AA	 272 186 0BA	 312 202 0CA	 332 218 0DA	W 234 0EA	 372 250 0FA
11	213 139 08B		233 155 09B	 253 171 0AB	 273 187 0BB	 313 203 0CB	 333 219 0DB	d 235 0EB	ö 251 0FB
12	214 140 08C		234 156 09C	 254 172 0AC	 274 188 0BC	 314 204 0CC	 334 220 0DC	¥ 236 0EC	n 252 0FC
13	215 141 08D		235 157 09D	ì 173 0AD	 275 189 0BD	 315 205 0CD	 335 221 0DD	Æ 237 0ED	 375 253 0FD
14	216 142 08E	Pt	236 158 09E	 256 174 0AE	 276 190 0BE	 316 206 0CE	 336 222 0DE	Î 238 0EE	■ 254 0FE
15	217 143 08F	ı	237 159 09F	 257 175 0AF	 277 191 0BF	 317 207 0CF	 337 223 0DF	Ç 239 0EF	 377 255 0FF

LEGEND

ESC	033 027 01B	Octal Decimal Hexadecimal
-----	-------------------	---------------------------------

LJ-02464-RAGS

## Turkish Character Sets

You can access the following character sets from the Turkish-F, Turkish-Q, or Turkish PC keyboards.

Figure 5–11 shows the 8-bit Turkish Supplemental set.

Figure 5–11 8-bit Turkish Supplemental Set

Row	Column	8	9	10	11	12	13	14	15						
0		200 128 080	D C S	220 144 090	240 160 0A0	°	260 176 0B0	À	300 192 0C0	Ğ	320 208 0D0	à	340 224 0E0	ğ	360 240 0F0
1		201 129 081	P U 1	221 145 091	241 161 0A1	±	261 177 0B1	Á	301 193 0C1	Ñ	321 209 0D1	á	341 225 0E1	ñ	361 241 0F1
2		202 130 082	P U 2	222 146 092	242 162 0A2	2	262 178 0B2	Â	302 194 0C2	Ò	322 210 0D2	â	342 226 0E2	ò	362 242 0F2
3		203 131 083	S T S	223 147 093	243 163 0A3	£	263 179 0B3	Ã	303 195 0C3	Ó	323 211 0D3	ã	343 227 0E3	ó	363 243 0F3
4	T N D	204 132 084	C R H	224 148 094	244 164 0A4	¥	264 180 0B4	Ä	304 196 0C4	Ô	324 212 0D4	ä	344 228 0E4	ô	364 244 0F4
5	N E L	205 133 085	M W	225 149 095	245 165 0A5	μ	265 181 0B5	Å	305 197 0C5	Õ	325 213 0D5	å	345 229 0E5	õ	365 245 0F5
6	S S A	206 134 086	S P A	226 150 096	246 166 0A6	¶	266 182 0B6	Æ	306 198 0C6	Ö	326 214 0D6	æ	346 230 0E6	ö	366 246 0F6
7	E S A	207 135 087	E P A	227 151 097	247 167 0A7	·	267 183 0B7	Ç	307 199 0C7	Œ	327 215 0D7	ç	347 231 0E7	œ	367 247 0F7
8	H T S	210 136 088		230 152 098	250 168 0A8	ˆ	270 184 0B8	È	310 200 0C8	Ø	330 216 0D8	è	350 232 0E8	ø	370 248 0F8
9	H T J	211 137 089		231 153 099	251 169 0A9	ı	271 185 0B9	É	311 201 0C9	Ù	331 217 0D9	é	351 233 0E9	ù	371 249 0F9
10	V T S	212 138 08A		232 154 09A	252 170 0AA	o	272 186 0BA	Ê	312 202 0CA	Ú	332 218 0DA	ê	352 234 0EA	ú	372 250 0FA
11	P L D	213 139 08B	C S I	233 155 09B	253 171 0AB	»	273 187 0BB	Ë	313 203 0CB	Û	333 219 0DB	ë	353 235 0EB	û	373 251 0FB
12	P L U	214 140 08C	S T	234 156 09C	254 172 0AC	¼	274 188 0BC	Ì	314 204 0CC	Ü	334 220 0DC	ì	354 236 0EC	ü	374 252 0FC
13	R I	215 141 08D	O S C	235 157 09D	255 173 0AD	½	275 189 0BD	Í	315 205 0CD	ÿ	335 221 0DD	í	355 237 0ED	ÿ	375 253 0FD
14	S S 2	216 142 08E	P M	236 158 09E	256 174 0AE	ı	276 190 0BE	Î	316 206 0CE	Ş	336 222 0DE	î	356 238 0EE	ş	376 254 0FE
15	S S 3	217 143 08F	A P C	237 159 09F	257 175 0AF	ı	277 191 0BF	İ	317 207 0CF	ß	337 223 0DF	ï	357 239 0EF		377 255 0FF

LEGEND

ESC	033 027 01B	Octal Decimal Hexadecimal
-----	-------------------	---------------------------------

Figure 5–12 shows the Turkish ISO Latin-5 character set.

Figure 5–12 Turkish ISO Latin-5 Character Set

	Column	8	9	10	11	12	13	14	15
Row 0		200 128 080	D <sub>S</sub> 220 144 090	NBSP 240 160 0A0	° 260 176 0B0	À 300 192 0C0	Ğ 320 208 0D0	à 340 224 0E0	ğ 360 240 0F0
1		201 129 081	P <sub>U1</sub> 221 145 091	ı 241 161 0A1	± 261 177 0B1	Á 301 193 0C1	Ñ 321 209 0D1	á 341 225 0E1	ñ 361 241 0F1
2		202 130 082	P <sub>U2</sub> 222 146 092	ç 242 162 0A2	2 262 178 0B2	Â 302 194 0C2	Ò 322 210 0D2	â 342 226 0E2	ò 362 242 0F2
3		203 131 083	S <sub>T</sub> 223 147 093	£ 243 163 0A3	3 263 179 0B3	Ã 303 195 0C3	Ó 323 211 0D3	ã 343 227 0E3	ó 363 243 0F3
4	I <sub>ND</sub>	204 132 084	C <sub>RH</sub> 224 148 094	¤ 244 164 0A4	' 264 180 0B4	Ä 304 196 0C4	Ô 324 212 0D4	ä 344 228 0E4	ô 364 244 0F4
5	N <sub>E</sub> L	205 133 085	M <sub>W</sub> 225 149 095	¥ 245 165 0A5	µ 265 181 0B5	Å 305 197 0C5	Õ 325 213 0D5	å 345 229 0E5	õ 365 245 0F5
6	S <sub>S</sub> A	206 134 086	S <sub>P</sub> A 226 150 096	ı 246 166 0A6	¶ 266 182 0B6	Æ 306 198 0C6	Ö 326 214 0D6	æ 346 230 0E6	ö 366 246 0F6
7	E <sub>S</sub> A	207 135 087	E <sub>P</sub> A 227 151 097	§ 247 167 0A7	· 267 183 0B7	Ç 307 199 0C7	×	ç 327 215 0D7	÷ 347 231 0E7
8	H <sub>T</sub> S	210 136 088		¨ 250 168 0A8	¸ 270 184 0B8	È 310 200 0C8	Ø 330 216 0D8	è 350 232 0E8	ø 370 248 0F8
9	H <sub>T</sub> J	211 137 089		© 251 169 0A9	ı 271 185 0B9	É 311 201 0C9	Ù 331 217 0D9	é 351 233 0E9	ù 371 249 0F9
10	V <sub>T</sub> S	212 138 08A		a 252 170 0AA	o 272 186 0BA	Ê 312 202 0CA	Ú 332 218 0DA	ê 352 234 0EA	ú 372 250 0FA
11	P <sub>L</sub> D	213 139 08B	C <sub>S</sub> I 233 155 09B	« 253 171 0AB	» 273 187 0BB	Ë 313 203 0CB	Û 333 219 0DB	ë 353 235 0EB	û 373 251 0FB
12	P <sub>L</sub> U	214 140 08C	S <sub>T</sub> 234 156 09C	¬ 254 172 0AC	¼ 274 188 0BC	Ì 314 204 0CC	Ü 334 220 0DC	ì 354 236 0EC	ü 374 252 0FC
13	R <sub>I</sub>	215 141 08D	O <sub>S</sub> C 235 157 09D	SHY 255 173 0AD	½ 275 189 0BD	Í 315 205 0CD	İ 335 221 0DD	í 355 237 0ED	ı 375 253 0FD
14	S <sub>S</sub> 2	216 142 08E	P <sub>M</sub> 236 158 09E	® 256 174 0AE	¾ 276 190 0BE	Î 316 206 0CE	Ş 336 222 0DE	î 356 238 0EE	ş 376 254 0FE
15	S <sub>S</sub> 3	217 143 08F	A <sub>P</sub> C 237 159 09F	— 257 175 0AF	ı 277 191 0BF	İ 317 207 0CF	ß 337 223 0DF	ï 357 239 0EF	ÿ 377 255 0FF

LEGEND

ESC	033 027 01B	Octal Decimal Hexadecimal
-----	-------------------	---------------------------------

LJ-02467-RAGS

46 Character Sets

Figure 5–13 shows the Turkish ISO Latin-5 CRM character set.

Figure 5–13 Turkish ISO Latin-5 CRM Character Set

Row	Column	8	9	10	11	12	13	14	15							
0	ø	200 128 080	D <sub>S</sub>	220 144 090	NBSP	240 160 0A0	°	260 176 0B0	À	300 192 0C0	Ç	320 208 0D0	à	340 224 0E0	ğ	360 240 0F0
1	ı	201 129 081	P <sub>U1</sub>	221 145 091	ı	241 161 0A1	±	261 177 0B1	Á	301 193 0C1	Ñ	321 209 0D1	á	341 225 0E1	ñ	361 241 0F1
2	ş	202 130 082	P <sub>U2</sub>	222 146 092	ç	242 162 0A2	2	262 178 0B2	Â	302 194 0C2	Ò	322 210 0D2	â	342 226 0E2	ò	362 242 0F2
3	ı	203 131 083	S <sub>T3</sub>	223 147 093	£	243 163 0A3	3	263 179 0B3	Ã	303 195 0C3	Ó	323 211 0D3	ã	343 227 0E3	ó	363 243 0F3
4	ı	204 132 084	C <sub>RH</sub>	224 148 094	α	244 164 0A4	'	264 180 0B4	Ä	304 196 0C4	Ô	324 212 0D4	ä	344 228 0E4	ô	364 244 0F4
5	ı	205 133 085	M <sub>W</sub>	225 149 095	¥	245 165 0A5	μ	265 181 0B5	Å	305 197 0C5	Õ	325 213 0D5	å	345 229 0E5	õ	365 245 0F5
6	ı	206 134 086	S <sub>PA</sub>	226 150 096		246 166 0A6	¶	266 182 0B6	Æ	306 198 0C6	Ö	326 214 0D6	æ	346 230 0E6	ö	366 246 0F6
7	ı	207 135 087	E <sub>PA</sub>	227 151 097	§	247 167 0A7	•	267 183 0B7	Ç	307 199 0C7	×	327 215 0D7	ç	347 231 0E7	÷	367 247 0F7
8	ı	210 136 088	ı	230 152 098	•	250 168 0A8	ı	270 184 0B8	È	310 200 0C8	Ø	330 216 0D8	è	350 232 0E8	ø	370 248 0F8
9	ı	211 137 089	ı	231 153 099	©	251 169 0A9	ı	271 185 0B9	É	311 201 0C9	Ù	331 217 0D9	é	351 233 0E9	ù	371 249 0F9
10	ı	212 138 08A	ı	232 154 09A	a	252 170 0AA	o	272 186 0BA	Ê	312 202 0CA	Ú	332 218 0DA	ê	352 234 0EA	ú	372 250 0FA
11	ı	213 139 08B	C <sub>SI</sub>	233 155 09B	«	253 171 0AB	»	273 187 0BB	Ë	313 203 0CB	Û	333 219 0DB	ë	353 235 0EB	û	373 251 0FB
12	ı	214 140 08C	S <sub>T</sub>	234 156 09C	¬	254 172 0AC	¼	274 188 0BC	Ì	314 204 0CC	Ü	334 220 0DC	ì	354 236 0EC	ü	374 252 0FC
13	ı	215 141 08D	O <sub>SC</sub>	235 157 09D	SHY	255 173 0AD	½	275 189 0BD	Í	315 205 0CD	İ	335 221 0DD	í	355 237 0ED	ı	375 253 0FD
14	ı	216 142 08E	P <sub>M</sub>	236 158 09E	®	256 174 0AE	¾	276 190 0BE	Î	316 206 0CE	Ş	336 222 0DE	î	356 238 0EE	ş	376 254 0FE
15	ı	217 143 08F	A <sub>PC</sub>	237 159 09F	—	257 175 0AF	ı	277 191 0BF	Ï	317 207 0CF	ß	337 223 0DF	ï	357 239 0EF	ÿ	377 255 0FF

LEGEND

ESC	033 027 01B	Octal Decimal Hexadecimal
-----	-------------------	---------------------------------

Figure 5–14 shows the Turkish NRC set for VT mode only.

Figure 5–14 Turkish NRC Set (VT Mode Only)

Column	0	1	2	3	4	5	6	7
Row 0	N U 000 000 000	D L 020 016 010		0 060 048 030 020	İ 100 064 040 040	P 120 080 050 050	Ğ 140 096 060 060	p 160 112 070 070
1	S H 001 001 001	D 1 021 017 011	1 041 033 021 021	1 061 049 031 031	A 101 065 041 041	Q 121 081 051 051	a 141 097 061 061	q 161 113 071 071
2	S X 002 002 002	D 2 022 018 012	" 042 034 022 022	2 062 050 032 032	B 102 066 042 042	R 122 082 052 052	b 142 098 062 062	r 162 114 072 072
3	E X 003 003 003	D 3 023 019 013	# 043 035 023 023	3 063 051 033 033	C 103 067 043 043	S 123 083 053 053	c 143 099 063 063	s 163 115 073 073
4	E T 004 004 004	D 4 024 020 014	\$ 044 036 024 024	4 064 052 034 034	D 104 068 044 044	T 124 084 054 054	d 144 100 064 064	t 164 116 074 074
5	E Q 005 005 005	N K 025 021 015	% 045 037 025 025	5 065 053 035 035	E 105 069 045 045	U 125 085 055 055	e 145 101 065 065	u 165 117 075 075
6	A K 006 006 006	S Y 026 022 016	ğ 046 038 026 026	6 066 054 036 036	F 106 070 046 046	V 126 086 056 056	f 146 102 066 066	v 166 118 076 076
7	B L 007 007 007	E B 027 023 017	' 047 039 027 027	7 067 055 037 037	G 107 071 047 047	W 127 087 057 057	g 147 103 067 067	w 167 119 077 077
8	B S 010 008 008	C N 030 024 018	( 050 040 028 028	8 070 056 038 038	H 110 072 048 048	X 130 088 058 058	h 150 104 068 068	x 170 120 078 078
9	H T 011 009 009	E M 031 025 019	) 051 041 029 029	9 071 057 039 039	I 111 073 049 049	Y 131 089 059 059	i 151 105 069 069	y 171 121 079 079
10	L F 012 010 00A		* 052 042 02A 02A	: 072 058 03A 03A	J 112 074 04A 04A	Z 132 090 05A 05A	j 152 106 06A 06A	z 172 122 07A 07A
11	V T 013 011 00B	E C 033 027 01B	+ 053 043 02B 02B	; 073 059 03B 03B	K 113 075 04B 04B	Ş 133 091 05B 05B	k 153 107 06B 06B	ş 173 123 07B 07B
12	F F 014 012 00C	F S 034 028 01C	, 054 044 02C 02C	< 074 060 03C 03C	L 114 076 04C 04C	Ö 134 092 05C 05C	l 154 108 06C 06C	ö 174 124 07C 07C
13	C R 015 013 00D	G R 035 029 01D	- 055 045 02D 02D	= 075 061 03D 03D	M 115 077 04D 04D	Ç 135 093 05D 05D	m 155 109 06D 06D	ç 175 125 07D 07D
14	S O 016 014 00E	R S 036 030 01E	. 056 046 02E 02E	> 076 062 03E 03E	N 116 078 04E 04E	Ü 136 094 05E 05E	n 156 110 06E 06E	ü 176 126 07E 07E
15	S I 017 015 00F	U S 037 031 01F	/ 057 047 02F 02F	? 077 063 03F 03F	O 117 079 04F 04F	- 137 095 05F 05F	o 157 111 06F 06F	

LEGEND

ESC	033 027 01B	Octal Decimal Hexadecimal
-----	-------------------	---------------------------------

LJ-02465-RAGS

48 Character Sets

You can access the PC Turkish character set from the Turkish PC keyboard.

Figure 5–15 shows the PC Turkish character set.

Figure 5–15 PC Turkish Character Set

Row	Column	8	9	10	11	12	13	14	15					
0	Ç	200 128 080	É	220 144 090	á	240 160 0A0		260 176 0B0	ó	320 208 0C0	Ó	340 224 0E0	–	360 240 0F0
1	ü	201 129 081	æ	221 145 091	í	241 161 0A1		261 177 0B1	a	321 209 0C1	b	341 225 0E1	±	361 241 0F1
2	é	202 130 082	Æ	222 146 092	ó	242 162 0A2		262 178 0B2	Ê	322 210 0C2	Ô	342 226 0E2		362 242 0F2
3	â	203 131 083	ô	223 147 093	ú	243 163 0A3		263 179 0B3	Ë	323 211 0C3	Ò	343 227 0E3	¾	363 243 0F3
4	ä	204 132 084	ö	224 148 094	ñ	244 164 0A4		264 180 0B4	È	324 212 0C4	õ	344 228 0E4	¶	364 244 0F4
5	à	205 133 085	ò	225 149 095	Ñ	245 165 0A5		265 181 0B5	Á	325 213 0C5	Õ	345 229 0E5	§	365 245 0F5
6	â	206 134 086	û	226 150 096	Ğ	246 166 0A6		266 182 0B6	ã	326 214 0C6	Í	346 230 0E6	·	366 246 0F6
7	ç	207 135 087	ù	227 151 097	ğ	247 167 0A7		267 183 0B7	Ã	327 215 0C7	Î	347 231 0E7	¸	367 247 0F7
8	ê	210 136 088	î	230 152 098	ı	250 168 0A8		270 184 0B8	©	310 200 0C8	İ	330 216 0D8	×	350 232 0E8
9	ë	211 137 089	ÿ	231 153 099	®	251 169 0A9		271 185 0B9		311 201 0C9	Ú	351 233 0E9	˙	371 249 0F9
10	è	212 138 08A	Û	232 154 09A	¬	252 170 0AA		272 186 0BA		312 202 0CA	Û	352 234 0EA	˘	372 250 0FA
11	ï	213 139 08B	ø	233 155 09B	½	253 171 0AB		273 187 0BB		313 203 0CB	Ü	353 235 0EB	1	373 251 0FB
12	î	214 140 08C	£	234 156 09C	¼	254 172 0AC		274 188 0BC		314 204 0CC	ı	354 236 0EC	3	374 252 0FC
13	ı	215 141 08D	Ø	235 157 09D	ı	255 173 0AD		275 189 0BD		315 205 0CD	ı	355 237 0ED	2	375 253 0FD
14	Ä	216 142 08E	Ş	236 158 09E	«	256 174 0AE		276 190 0BE		316 206 0CE	İ	356 238 0EE	■	376 254 0FE
15	Å	217 143 08F	Ş	237 159 09F	»	257 175 0AF		277 191 0BF		317 207 0CF	ı	357 239 0EF	SP	377 255 0FF

LEGEND

ESC	033 027 01B	Octal Decimal Hexadecimal
-----	-------------------	---------------------------------



# Index

---

---

## A

---

ANSI keyboard  
    Turkish-Q, 11, 12  
ANSI keyboards  
    French/Canadian, 4  
    Greek/N-A, 5  
    Hebrew/N-A, 7  
    Turkish-F, 11, 12  
    typing additional characters, 22  
Auto wrap feature, 15  
    right to left displays, 16

---

## B

---

7-bit character sets, 19  
8-bit character sets, 2, 17, 19

---

## C

---

Character set  
    selecting, 2  
Character sets, 33  
    8-bit multinational, 2  
    7-bit national (NRC), 2  
    French/Canadian, 33  
    Greek, 34  
    Hebrew, 39  
    selecting, 16  
    selecting 8-bit or 7-bit mode, 18  
    Turkish, 44  
    user-preferred supplemental set,  
        17  
Copy direction feature, 17  
Cursor direction feature, 17

---

---

## D

---

DEC Greek Supplemental character  
    set  
    typing characters, 23, 24  
DEC Hebrew Supplemental  
    character set  
    typing characters, 26  
DEC Turkish Supplemental  
    character set  
    typing characters, 29  
Display Set-Up screen, 15

---

## F

---

French/Canadian character sets, 33  
French Canadian keyboards, 4

---

## G

---

General Set-Up screen, 16  
Greek character sets, 34  
    DEC Greek Supplemental, 34  
    Greek NRC, 37  
    ISO Latin-7, 35  
    ISO Latin-7 CRM, 36  
    PC Greek, 38  
Greek keyboards  
    ANSI, 5  
    PC, 6  
    selecting Greek or English  
        characters  
        ANSI keyboard, 5  
        PC keyboard, 6  
    typing additional characters  
        ANSI keyboard, 22

---

---

## H

---

- Hebrew character sets, 39
  - DEC Hebrew supplemental, 39
  - Hebrew NRC, 42
  - ISO Latin-Hebrew, 40
  - ISO Latin-Hebrew CRM, 41
  - PC Hebrew, 43
- Hebrew keyboards
  - ANSI, 7
  - changing screen characters to English or Hebrew
    - ANSI keyboard, 8
  - changing the copy and paste direction
    - ANSI keyboard, 9
    - PC keyboard, 11
  - copy direction feature, 17
  - cursor direction, 17
  - PC, 10
  - selecting Hebrew or English characters
    - ANSI keyboard, 7
    - PC keyboard, 10
  - typing additional characters
    - ANSI keyboard, 26

---

## I

---

- ISO Latin-5 character set
  - typing characters, 29
- ISO Latin-7 character set
  - typing characters, 23, 25
- ISO Latin-Hebrew character set
  - typing characters, 26

---

## K

---

- Keyboard dialect, 14
  - selecting, 1
- Keyboards, 20

- additional characters, 20
  - French/Canadian, 20

---

## P

---

- PC keyboards
  - French/Canadian, 4
  - Greek/N-A, 6
  - Hebrew/N-A, 9
  - Turkish, 11
  - typing additional characters, 21
- PC TERM mode, 2

---

## S

---

- Set-up, 14
  - Display Set-Up, 15
  - General Set-Up, 16
  - Set-Up Directory, 14
- Set-Up Directory screen, 14

---

## T

---

- Turkish character sets, 44
  - 8-bit Turkish supplemental, 44
  - PC Turkish, 48
  - Turkish ISO Latin-5, 45
  - Turkish ISO Latin-5 CRM, 46
  - Turkish NRC, 47
- Turkish keyboards
  - ANSI
    - Turkish-F, 12
    - Turkish-Q, 12
  - PC, 13
  - typing additional characters
    - ANSI keyboards, 29

---

## U

---

- UPSS character set feature, 17